


IDC SOCKET 2.54mm / 2.0mm SERIES



Material & finish

PIN CONTACT:

Phosphor bronze
Gold plated

INSULATOR:

PBT & Glass-fibre
reinforced UL 94-V0

OPERATING TEMPERATURE:

-55°C to +105°C

CURRENT RATING:

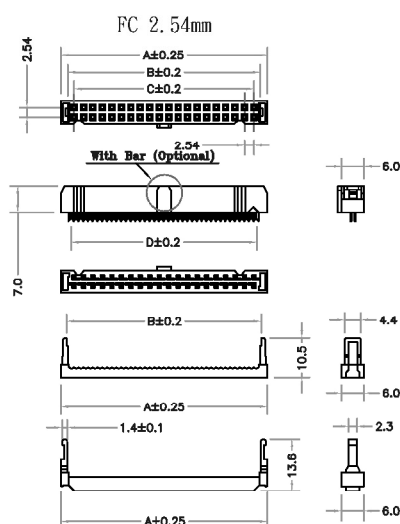
1 Amp DC

CONTACT RESISTANCE:

30 milliohms MAX.

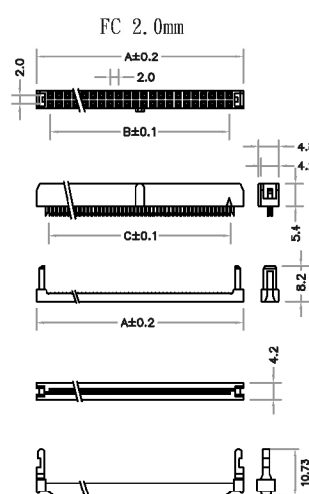
INSULATOR RESISTANCE:

1000 Megohms Min.



STRAIN RELIEF

Shell Size	A	B	C	D
6P	12.18	8.50	5.08	6.35
8P	14.72	11.04	7.62	8.89
10P	17.40	13.60	10.16	11.43
12P	19.80	16.08	12.70	13.97
14P	22.45	18.65	15.24	16.51
16P	25.08	21.22	17.78	19.05
20P	30.20	26.30	22.88	24.13
24P	35.04	31.30	27.94	29.21
28P	37.70	33.84	30.48	31.75
30P	42.70	38.90	35.56	36.83
34P	47.84	44.05	40.64	41.91
40P	55.58	51.68	48.26	49.53
50P	68.14	64.32	60.95	62.23
60P	81.04	77.20	73.66	74.93
64P	85.84	82.14	78.74	80.01



STRAIN RELIEF

	A	B	C
6	11.14	4.0	5.0
8	13.14	6.0	7.0
10	15.14	8.0	9.0
14	19.14	12.0	13.0
16	21.14	14.0	15.0
18	23.14	16.0	17.0
20	25.14	18.0	19.0
22	27.14	20.0	21.0
24	29.14	22.0	23.0
26	31.14	24.0	25.0
28	33.14	26.0	27.0
34	39.14	32.0	33.0

	A	B	C
36	41.14	34.0	35.0
38	43.14	36.0	37.0
40	45.14	38.0	39.0
44	49.14	42.0	41.0
48	53.14	46.0	47.0
50	55.14	48.0	49.0
54	59.14	52.0	53.0
56	61.14	54.0	55.0
62	67.14	60.0	61.0
64	69.14	62.0	63.0
68	73.14	66.0	67.0

ORDERING INFORMATION

FC1 - XX X K B X 0 0

TYPE

FC1: 2.54mm*2.54mm
FC2: 2.0mm*2.0mm

No. OF CONTACTS
06-64

SPECIAL FUNCTION
A: W/H NOSE
B: W/O NOSE

SPECIAL FUNCTION
A: W/H SR


CONTACT PLATING
B: GOLD FLASH

INSULATOR COLOR
K: BLACK

Board to Board

IDC SOCKET 2.54*1.27mm SERIES

FU-YAO TECHNOLOGY CO., LTD.



Material & finish

PIN CONTACT:
Phosphor bronze
Gold plated
INSULATOR:
PBT & Glass-fibre
reinforced UL 94-V0
OPERATING TEMPERATURE:
-55°C to +105°C

CURRENT RATING:
1 Amp DC
CONTACT RESISTANCE:
30 milliohms MAX.
INSULATOR RESISTANCE:
1000 Megohms Min.

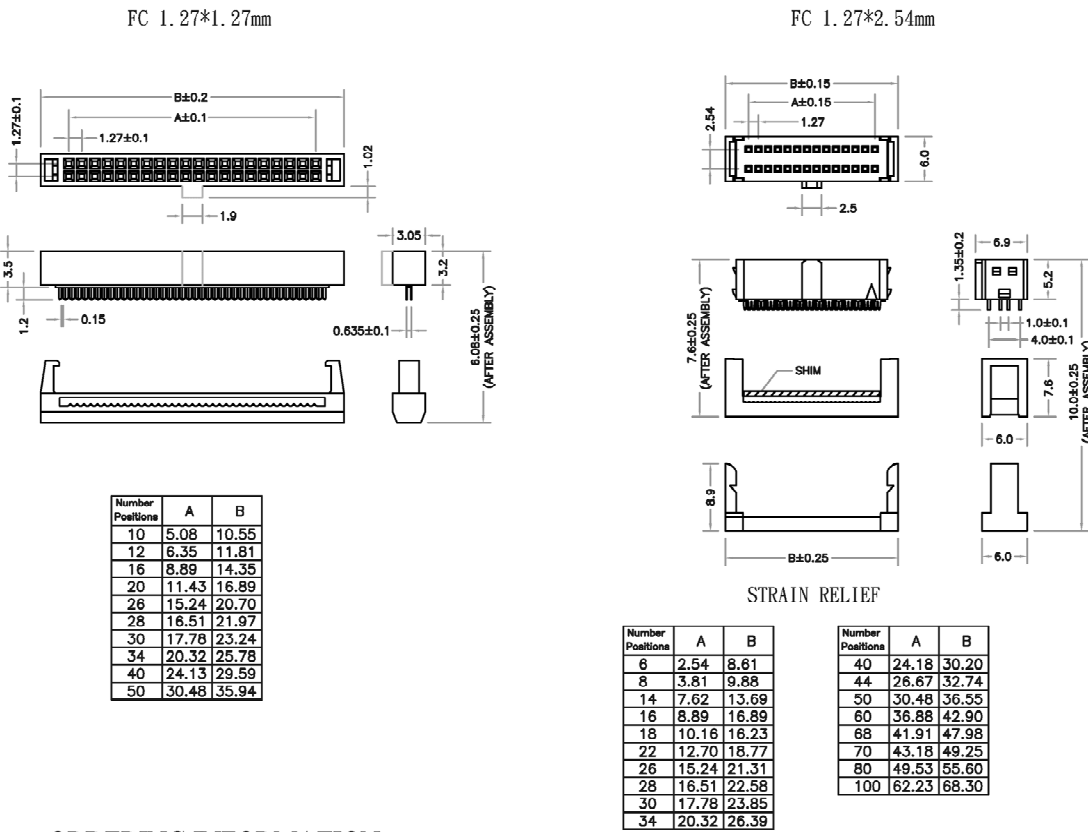
IDC SOCKET 2.54*1.27mm SERIES



Material & finish

PIN CONTACT:
Phosphor bronze
Gold plated
INSULATOR:
PBT & Glass-fibre
reinforced UL 94-V0
OPERATING TEMPERATURE:
-55°C to +105°C

CURRENT RATING:
1 Amp DC
CONTACT RESISTANCE:
30 milliohms MAX.
INSULATOR RESISTANCE:
1000 Megohms Min.



ORDERING INFORMATION

FC3 - XX X K B X 0 0

TYPE
FC3: 1.27mm*2.54mm
FC4: 1.27mm*1.27mm

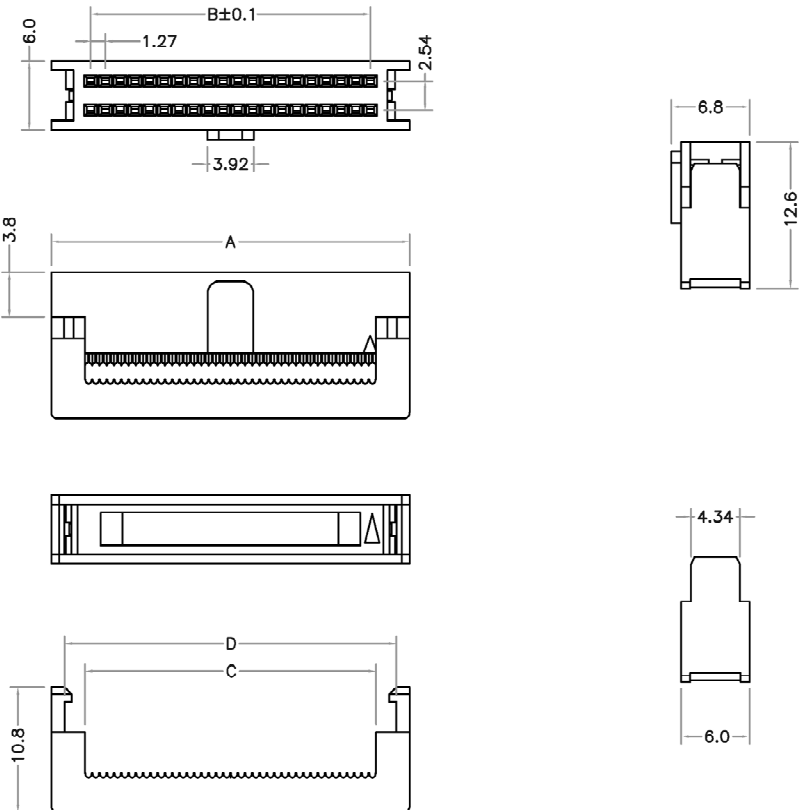
No. OF CONTACTS
06~100

SPECIAL FUNCTION
A: W/H NOSE
B: W/O NOSE

CONTACT PLATING
B: GOLD FLASH

INSULATOR COLOR
K: BLACK

SPECIAL FUNCTION
A: W/H SR



Position	Dimension			
	A	B	C	D
20	18.55	11.43	12.60	16.25
26	22.36	15.24	16.41	20.06
32	26.17	19.05	20.22	23.87
34	27.44	20.32	21.49	25.14
40	31.25	24.13	25.30	28.95
50	37.60	30.48	31.65	35.30
52	38.87	31.75	32.92	36.57
60	43.95	36.83	38.00	41.65
68	49.03	41.91	43.08	46.73
80	56.65	49.53	50.70	54.35
100	69.35	62.23	63.40	67.05