

SLOT 2.54mm P.C.B. DIP SERIES



Material & finish

PIN CONTACT:

Brass
Gold plated

INSULATOR:

PBT & Glass-fibre
reinforced UL 94-V0

OPERATING TEMPERATURE:

-55°C to +85°C

CURRENT RATING:

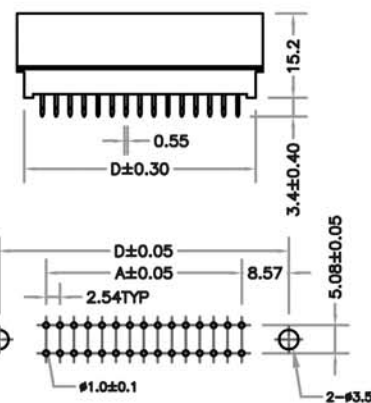
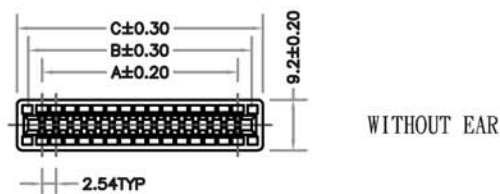
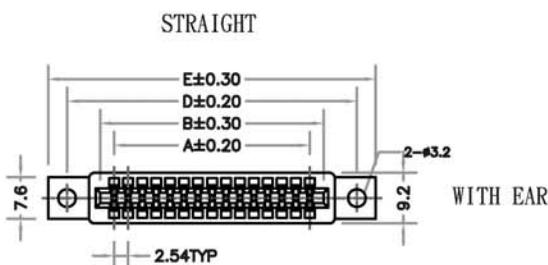
3 Amp

CONTACT RESISTANCE:

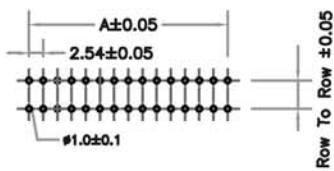
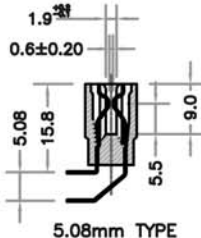
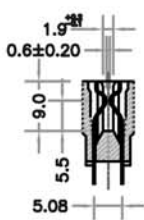
20 milliohms MAX.

INSULATOR RESISTANCE:

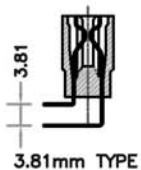
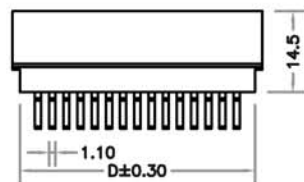
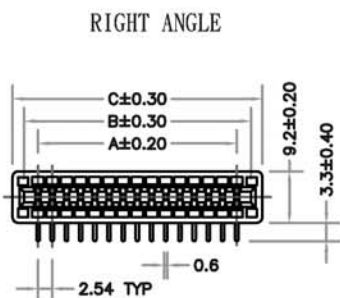
5000 Megohms Min.



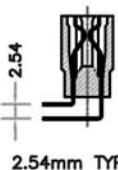
P. C. B. LAYOUT



P. C. B. LAYOUT



3.81mm TYPE



2.54mm TYPE

Board to Board

ORDERING INFORMATION

CE - XX X K X X 0 0

TYPE
CE: CARD EDGE
2.54mm

No. OF CONTACTS
06~100

LAYOUT TYPE
R: DIP R/A TYPE
S: DIP S/T TYPE

SPECIAL FUNCTION
A: W/O EAR
B: WITH EAR

CONTACT PLATING
A: SELECTIVE GOLD
B: GOLD FLASH

INSULATOR COLOR
K: BLACK

A=(No. of Posotion Per Row-1)x2.54
B=(No. of Posotion Per Row)x2.54+2.54
C=(No. of Posotion Per Row)x2.54+6.6
D=(No. of Posotion Per Row)x2.54+4.0
E=(No. of Posotion Per Row)x2.54+21.46

STRAIGHT W/O LATCH No. of Connectors: 06 TO 120
STRAIGHT WITH LATCH No. of Connectors: 06 TO 72
RIGHT ANGLE No. of Connectors: 06 TO 104