
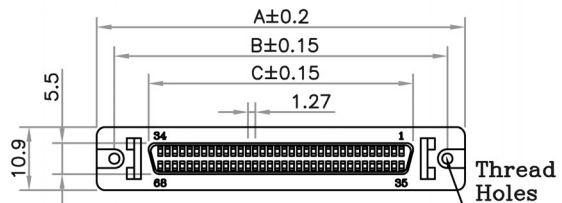


HALF PITCH PIN TYPE P.C.B. STRAIGHT

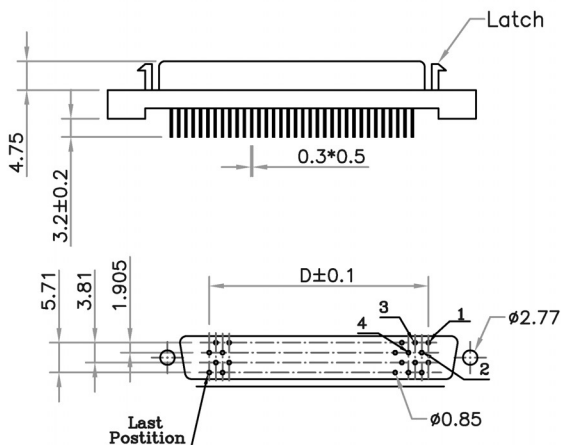


Material & finish

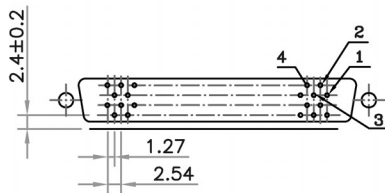
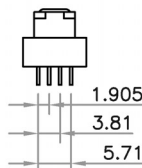
SHELL: Steel Nickel plated steel	CURRENT RATING: 1 Amp
PIN CONTACT: Phosphor bronze Gold plated	DIELECTRIC STRENGTH: 500V for one minute
INSULATOR: PBT & Glass-fibre reinforced UL 94-V0	INSULATOR RESISTANCE: 500M Ω Min.(at 500V DC)
	TEMPERATURE: -55° C to +105° C



NO OF CONTACTS	A	B	C	D
26	37.20	31.20	19.50	15.24
36	43.50	37.60	25.80	21.59
50	52.60	46.80	34.70	30.48
68	64.00	57.90	46.00	41.91



Standard
P.C.B LAYOUT: 1



P.C.B LAYOUT: 2

ORDERING INFORMATION

MD3 - XX S K X A 0 0 X X 0 0 0

TYPE
MD3: 1.27mm PIN
TYPE CONNECTOR
STRAIGHT TYPE

No. OF CONTACTS
26 ~ 68

CONTACT TYPE
S: SOCKET

INSULATOR COLOR
K: BLACK

CONTACT PLATING
A: GOLD FLASH
E: 15u"
F: 30u"

SHELL PLATING
A: NICKEL

SHELL TYPE:
A: W/H LATCH
B: W/O LATCH

SPECIAL FUNCTION
E: #2-56 Z SHAPE
F: #2-56 L SHAPE