

1.27mm PITCH CENTRONIC IDC ROUND CABLE

Order Information

MC2 - 50 S O A A O

No. OF CONTACTS
SEE THE DRAWING
AS BELOW

CONTACT TYPE
S: SOCKET
P: PLUG

ACCESSORY
O: NO COVER
I: PLASTIC COVER
R: METAL COVER (LATCH)
S: METAL COVER (SCREW)

PLATING
A: SELECTIVE GOLD
E: 15u" F: 30u"

SHELL
A: NICKEL PLATED

WIRE HOLDER
1: STANDARDS 0.62mm
2: 0.75mm
3: 0.8mm
4: 0.9mm

Material & finish

SHELL:

Steel, Nickel plated

PIN CONTACT:

Phosphor bronze
Gold selective plated

INSULATOR:

PBT & Glass-fibre reinforced
UL-94-V0

WIRE HOLDER:

28AWG or 30AWG WIRE
0.62mm, 0.75mm, 0.8mm, 0.9mm

CURRENT RATING:

1 Amp

DIELECTRIC STRENGTH:

500V for one minute

INSULATOR RESISTANCE:

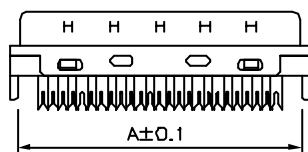
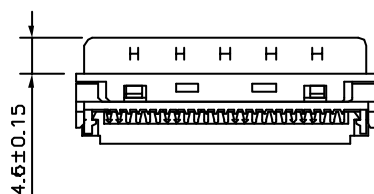
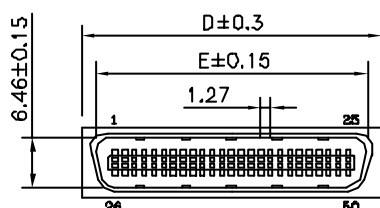
500MΩ Min. (at 50V DC)

CONTACT RESISTANCE :

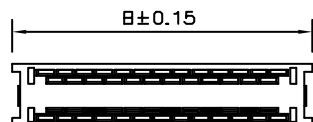
35mΩ Max.

TEMPERATURE:

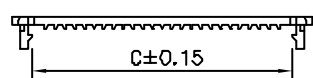
-55° C to +105° C



MALE

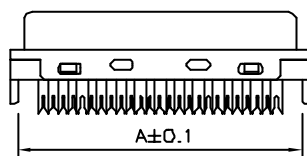
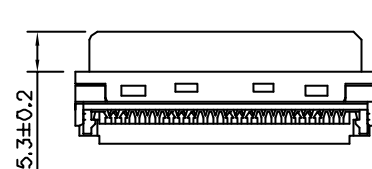
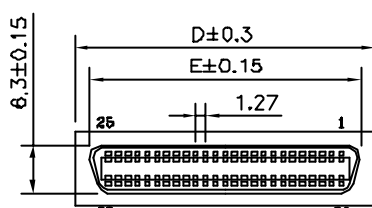


Termination Cover
(1 Places)



MALE

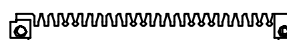
NO OF CONTACTS	A	B	C	D	E	F	G
14	14.38	16.38	11.18	16.45	12.80	8.50	13.10
20	18.10	20.10	14.80	20.00	16.50	9.30	13.10
26	22.00	24.00	18.70	24.00	20.40	9.30	13.10
36	28.35	30.35	26.21	30.40	28.70	9.50	13.10
50	37.30	39.30	34.10	38.30	36.60	9.50	13.70
68	48.78	50.70	45.50	50.60	48.95	9.30	13.80



FEMALE



Wire Holder
(2 Places)



FEMALE

NO OF CONTACTS	A	B	C	D	E	F	G
26	22.00	24.00	18.70	24.00	20.25	9.30	13.70
36	28.35	30.31	25.21	30.40	26.80	8.40	13.50
50	37.30	38.30	34.10	38.30	34.80	9.30	13.70
68	48.67	50.70	45.50	50.60	46.93	9.30	13.70